


### Complete Valve Position Monitoring and Mounting Solutions for Fisher's Popular 657 and 667 Series Actuators

Moniteur's line of complete mounting solutions for the popular Fisher 657 and 667 actuators provides reliable end-of-travel position indication using our proven Companion VPT limit switches. *Features Include:*

- ▶ Fully adjustable mounts allow switches to be set to trip anywhere in the valve travel
- ▶ All stainless steel mounting hardware
- ▶ Easy assembly with precision laser cut parts designed to fit precisely for each actuator size
- ▶ Low hysteresis switching elements perfectly suited for short stroke linear actuators
- ▶ Heavy duty 316 SS housing for long life in harsh environments
- ▶ One-piece 316 SS magnetic target body for improved switching reliability when compared with typical two-piece designs
- ▶ High power switching elements for AC and DC signals
- ▶ Switching elements for low power DC signals



### Switching Elements Available

**TUNGSTEN TTL** - The choice for high power AC and DC switching applications. Durable tungsten contacts handle up to 3A - 120VAC / 2A - 24VDC. MTBF minimum 800,000 cycles at full load.

**RHODIUM TTL** - The choice for reliable low power 24 VDC switching applications under 50mA. Rhodium contacts have 80% less contact resistance than Tungsten TTL, making them more reliable. Rated to 1A - 24VDC. MTBF minimum 1,000,000 cycles.



Class I, Division 1, Groups A, B, C, D  
Class II, Division 1, Groups E, F, G

### Specifications - COMPANION VPT

Part Number	Switch Type	AC Rating	DC Rating	Contacts	Form	MTBF (cycles)
XNNN-0210	TUNGSTEN	3A - 120V	2A - 24V	SPDT	C	800,000
XNNN-0T10	RHODIUM	0.2A - 120V	1A - 24V	SPDT	C	1,000,000

### Popular Part Numbers

XNNN-0210	Tungsten TTL (for AC Signals)
XNNN-0T10	Rhodium TTL (for DC Signals)

### Series 657/667

Size	Kit Part #*
Size 30	BKT-LCS-001
Size 34	BKT-LCS-002
Size 40	BKT-LCS-003
Size 45 & 46	BKT-LCS-004
Size 50 & 60	BKT-LCS-005
Size 70	BKT-LCS-006
Size 80	BKT-LCS-007

\*for other sizes consult factory

### Mounting Kits Include:

- ▶ (1) Mounting Plate
- ▶ (2) Switch Mounting Brackets
- ▶ (1) Target Bracket to Attach to Valve Stem Coupler
- ▶ All Fasteners

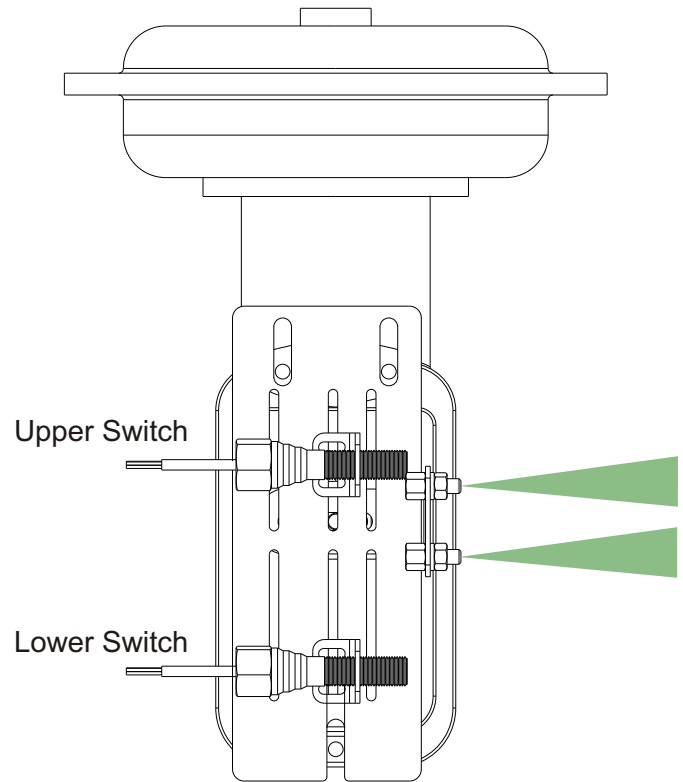
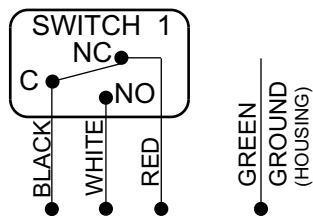
### Specifications

Contacts	Hermetically Sealed
Enclosure	316 SS
Repeatability	0.005"
Hysteresis	0.045"
Sensing Range	3/16"
Trigger	Encapsulated Magnet
Temperature Range	-40 - 175 °F (Standard) -40 - 320 °F (High Temperature)

### Dimensions

Switch Length	3.625"
Switch Body Head	1" Hex
Switch Thread	5/8 - 18 UNC (1.50" long)
Conduit Entry	1/2" F NPT
Trigger Length	1.25"
Trigger Head	1/2" Hex
Trigger Thread	5/16 - 18 UNC (0.75" long)

### Wiring Diagram



### Companion Cutaway Drawing

